

# Year 2 - Comprehension

## Fiction, Non - Fiction and Poetry Texts in Themes e.book version

### LICENCE TERMS

Permission to use and reproduce the materials in this publication is on a non-exclusive and non-assignable basis.

This licence only covers use of this Publication by the purchaser's Educational Establishment for educational purposes or for the purchaser's personal reference only.

This permission terminates if you breach these licence terms. Any other use (including use for commercial purposes) is strictly prohibited.

"Educational Establishment" means any school and any other description of educational establishment as may be specified by order of the Secretary of State under s 174 of the Copyright Designs and Patents Act, 1988 (as amended, modified or re-enacted from time to time).

**TOPICAL RESOURCES**

Full terms and conditions can be found at  
[www.topical-resources.co.uk/terms](http://www.topical-resources.co.uk/terms)

# YEAR 2 - Comprehension

## Fiction, Non - Fiction and Poetry Texts in Themes

### Introduction

Year 2 Comprehension is a collection of fiction, non-fiction and poetry texts grouped in themes suitable for the age group. These exercises can be used to prepare children for SAT style tests or matched to themes the class may be studying at the time. The question pages are split into three sections. Section A gives an overview of the text with missing words or phrases to find, Section B contains more open-ended questions and Section C is a relevant written/illustrative challenge for more able pupils or those who work quickly. All the pages have been printed 'Landscape' to make maximum use of the space on Interactive Whiteboards. Black and white images are used in the paper book; full colour images have been used in the e.book and download.

Texts written by:

Peter Bell, Heather Bell and Kath Cope

Topical Resources publishes a range of Educational Materials for use in Primary Schools and Pre-School Nurseries and Playgroups.

For the latest catalogue

**Tel 01772 863158**

**Fax 01772 866153**

Email: [sales@topical-resources.co.uk](mailto:sales@topical-resources.co.uk)

Visit our Website at:

[www.topical-resources.co.uk](http://www.topical-resources.co.uk)

Copyright © Peter Bell  
First Published January 2013  
ISBN 978-1-909458-99-8

Illustrated by John Hutchinson, Art Works, Fairhaven,  
69 Worden Lane, Leyland, Preston  
Designed by Paul Sealey, PS3 Creative, 3 Wentworth  
Drive, Thornton, Lancashire  
Printed in the UK for 'Topical Resources Ltd' by T.  
Snape and Co Ltd., Boltons Court, Preston, Lancashire

Permission to use and reproduce the materials in this publication is on a non-exclusive and non-assignable basis. This licence only covers use of this Publication by the purchaser's Educational Establishment for educational purposes or for the purchaser's personal reference only. This permission terminates if you breach these licence terms. Any other use (including use for commercial purposes) is strictly prohibited.

"Educational Establishment" means any school and any other description of educational establishment as may be specified by order of the Secretary of State under s 174 of the Copyright Designs and Patents Act, 1988 (as amended, modified or re-enacted from time to time).

Terms and conditions can be found at  
[www.topical-resources.co.uk/terms](http://www.topical-resources.co.uk/terms)

Topical Resources is the trading name of Topical Resources Ltd,  
registered in England number 8072582.  
Registered office: Jumps Farm, Durton Lane, Broughton, Preston, Lancashire. PR3 5LE

## Contents

### Theme: Seaside

My Holiday	2
How to Build a Sandcastle	4
At the Seaside	6

### Theme: Circus

What Would You See at a Circus?	8
Tommy Bell's Super Circus	10
The Circus	12

### Theme: Famous People

Mary Seacole	14
The Wright Brothers' First Flight	16
George Stephenson's Rocket	18

### Theme: Food

How to Bake a Bun	20
Food and Health	22
Baking	24

### Theme: Pets

The Great Escape	26
Different Types of Dogs	28
Our Favourite Pets	30

### Theme: Colour

Joseph's Coat of Many Colours	32
Make a Coloured Coat for a Teddy or a Doll	34
Blue is...	36

### Theme: Island Home

Where is the Isle of Coll?	38
Getting to the Isle of Coll	40
Life on the Isle of Coll	42

### Theme: Famous Events

First Man on the Moon	44
How Elizabeth Windsor became Queen of England	46
The Fire of London	48

Answers	50
---------	----

# My Holiday

Mum and Dad said we were going on holiday to Devon. We packed lots of games to play in the car because we knew it would take a long time to get there.


We stayed in a cottage so close to the beach that we could hear the sound of the waves crashing on the rocky shore.

On the first morning James and I ran outside with our buckets and spades to build a sandcastle but we couldn't see any sand.

Dad laughed and told us to be patient. As the tide started to go out we began to explore the rock pools. They were full of tiny fish and crabs.

"I think you might need these," said Dad as he passed us some fishing nets.

James caught ten crabs but I only caught seven. At the end of the morning, we returned them to the pool and went to eat our picnic.



After lunch we paddled in the sea, built a sandcastle and played cricket with some of the other children on the beach.

"This has been the best holiday of my life," said James.

"And it's still only the first day!" said Mum.

# My Holiday

## Section A

Circle the best word to match the writing.

The family went on holiday to

1 **Blackpool.** **Devon.** **Spain.** **Scotland.**

They stayed in a

2 **hotel.** **cottage.** **tent.** **caravan.**

On the first morning the children could not see any

3 **sea.** **sand.** **cliffs.** **waves.**

When the tide went out they explored the

4 **beach.** **sea.** **rock pools.** **park.**

At the end of the morning they ate a

5 **hot-dog.** **ice cream.** **picnic.** **biscuit.**

## Section B

1. From the cottage they could hear the sound of...

cars

planes

birds

waves

2. Dad passed the children some...

buckets

spades

cricket bats

fishing nets

3. James caught ten crabs but I only caught...

five

six

seven

eight

4. Why did the children pack lots of games to play in the car?

---



---

## Section C

Write or draw about a seaside holiday.


# How to Build a Sandcastle

## You will need:

Some damp sand, a small bucket, a small spade, a toy flag

## What to do:

- 1 Use the spade to fill your bucket with sand.
- 2 Make sure the bucket is as full as you can get it.
- 3 Tap the sand down to make it nice and firm.
- 4 Quickly turn the bucket over and place on the beach.
- 5 Tap the top of the bucket with your spade two or three times to loosen the sand inside.
- 6 Carefully lift the bucket to see your sandcastle. If it falls down, try again.
- 7 Finish by sticking a toy flag in the sandcastle.



# How to Build a Sandcastle

## Section A

Circle the best word to match the writing.

Use the spade to fill the bucket with

1 **sand.**      **soil.**      **grass.**      **stones.**

Make sure the bucket is

2 **empty.**      **full.**      **blue.**      **strong.**

Tap the sand down to make it nice and

3 **strong.**      **firm.**      **easy.**      **colourful.**

Turn the bucket over

4 **slowly.**      **carefully.**      **quickly.**      **gently.**

Tap the top of your bucket with your

5 **hand**      **foot**      **spade**      **leg**

two or three times.

## Section B

1. Which tools do you need?

drill

hammer

bucket

spade

2. Which material do you need?

sawdust

sand

snow

soil

3. What should you decorate your castle with?

sweets

shells

stones

a toy flag

4. Why do you need damp sand to build a sandcastle?

---



---

## Section C

Write or draw about building a sandcastle.



# At the Seaside

People like to go on holiday to the seaside because there are lots of things to do.

## On the Beach

Children like to make sandcastles and dig holes on the beach. You can also play games such as football or cricket.



## In the Water

Young children like to paddle in the sea. Older children like to swim. You can look for crabs and small fish in the rock pools.



## At the Fairground

There are swings, slides and see-saws to ride. Sometimes there are big rides that go very fast!



## On the Pier

A pier is a long footpath above the water. You can eat an ice cream as you walk along. Some people like to fish off the end.



## Punch and Judy

Some children like to sit and watch puppet shows on the beach.



## Boat Trips

On a nice day you may like to go for a sail in a boat. On a windy day the boat can be very rocky!



# At the Seaside

## Section A

Circle the best word to match the writing.

Children like to dig

1 **sand**      **holes**      **pits**      **stones**

on the beach. Sometimes big rides go very

2 **fast.**      **slow.**      **quickly.**      **well.**

Some children like to watch

3 **animal**      **circus**      **puppet**      **dance**

shows on the beach. Older children like to

4 **paddle**      **play**      **swim**      **fish**

in the sea. You can eat

5 **sweets**      **crisps**      **hot-dogs**      **an ice cream**

as you walk along the pier.

## Section B

1. Which games are played on the beach?

cards       football

cricket       hide and seek

2. Which rides can you go on at the fairground?

swings       see-saws

bikes       slides

3. In the rock pools you will find...

lions       tigers

crabs       small fish

4. Why is it best to go for a sail on a nice day?

---



---

## Section C

Write or draw about a 'Trip to the seaside'.



# What would you see at a circus?



At a Circus you would see a giant tent called the **Big Top**. Inside you will find lots of seats facing the **Circus Ring**.



At a Circus you would see a **Ring Master**.

He wears a top hat and tells you who is going to perform next.



At a Circus you would see **Acrobats**. They perform from swings high up in the air. This can be very scary to watch.



At a Circus you would see **Clowns**. They are men and women dressed up. They do funny things and fall over a lot!



At a Circus you might see **Animals**. Acrobats sometimes perform on the backs of galloping ponies.



At a Circus you might see a **Human Cannonball**. This is a man who is fired from a cannon and lands in a net.

## What would you see at a circus?

### Section A

Circle the best word to match the writing.

Inside the Big Top are lots of seats facing the

1 **circle.**    **middle.**    **ring.**    **show.**

The ring master wears a

2 **scarf.**    **cloak.**    **top hat.**    **flat cap.**

He tells you who is going to

3 **appear.**    **perform.**    **sing.**    **dance.**

It can be very scary to watch the

4 **acrobats.**    **clowns.**    **animals.**

The Human Cannonball is fired from a

5 **gun**    **cannon**    **spring**    **catapult**

and lands in a net.

### Section B

1. The acrobats perform from high...

slides

roundabouts

swings

see-saws

2. Clowns try to make people...

cry

weep

sleep

laugh

3. Acrobats sometimes perform on the backs of...

lions

tigers

ponies

seals

4. What is a 'Big Top'?

---



---

### Section C

Write or draw about a 'Big Top'.

Why not visit...

# Tom Bell's SUPER CIRCUS

Voted The Very Best Circus in England

This Circus will visit:  
Preston in Lancashire On Moor Park  
From Monday 2nd June to Saturday 7th June



Times of Performances:

**Monday to Saturday: 7.30 each evening**

**Saturday only: 2.30 in the afternoon**

Get your tickets from:

**The Box Office - open from 10 to 6 each day**

Prices:

**Adults £10 Children £5 Over 65 years only £4**

Special Offer:

**All Monday tickets only £3 each**

Telephone: **07860 787 754**

[www.tom-bells.co.uk](http://www.tom-bells.co.uk)

# Tom Bell's SUPER CIRCUS

## Section A

Circle the best word to match the writing.

Why not visit Tom Bell's super

1 **show?**      **concert?**      **circus?**      **shop?**

Voted the very best circus in

2 **Wales.**      **Scotland.**      **Ireland.**      **England.**

You can see it in Preston on

3 **Moor**      **Miller**      **Avenham**      **Cottam**

Park. The circus starts on

4 **1st**      **2nd**      **3rd**      **4th**

June. You can get your tickets from the

5 **back**      **big**      **Box**      **black**

Office.

## Section B

1. Evening performances start at...

6.00 in the evening       6.30 in the evening

7.00 in the evening       7.30 in the evening

2. Adult tickets cost...

£6       £8

£10       £12

3. Over 65 years old tickets are only...

£3       £4

£5       £6

4. Which is the cheapest day to go to the circus?

\_\_\_\_\_

\_\_\_\_\_

## Section C

Write or draw about a circus.



# THE CIRCUS

Darkness falls.

Inside the big top, up high,

The acrobat sparkling,

Slowly steps across the high wire.

The clowns, red, green, yellow, blue,

Tumble across the ring,

Laughter rings out.

We gasp at jugglers,

Brightly coloured balls,

Shoot into the air.

Daylight dawns.

By afternoon the big top,

Gone – for another year.





# THE CIRCUS

## Section A

Circle the best word to match the writing.

Darkness

1 **comes.**      **arrives.**      **falls.**      **drops.**

The show starts inside the

2 **hall.**      **tent.**      **field.**      **big top.**

The acrobat steps across the high

3 **bridge.**      **ladder.**      **wire.**      **ring.**

The clowns

4 **tumble**      **fall**      **dance**      **run**

across the ring. The jugglers make us

5 **laugh**      **clap**      **gasp**      **shout**

by shooting their coloured balls in the air.

## Section B

1. The clowns were dressed in red, green, yellow and?

pink

blue

purple

black

2. Who steps across the high wire?

clown

acrobat

juggler

animals

3. When did the big top leave?

by morning

by afternoon

by evening

by night

4. How can an acrobat sparkle?

---



---

## Section C

Write or draw about a clown at work.

# Mary Seacole

Mary Seacole had always loved caring for sick people. When she heard that soldiers were dying from wounds and diseases in Crimea, she decided to see if she could help.

In the autumn of 1854, Mary left her home on the beautiful island of Jamaica and set sail across the Atlantic Ocean to London.

In London, Mary went to the War Office. She told them she was a good nurse and wanted to travel to Crimea to help the soldiers. Sadly they turned her down. However, Mary still wanted to go so she used her own money to travel to where the men were fighting.

When she arrived at Balaclava in Crimea, the doctors were very glad to see her. For many weeks, she worked from dawn until dusk

preparing food, mixing medicine and looking after patients. She risked her life many times during the battles.

By the end of the war, Mary had no money left but she was very proud of her work. When she got back to London she wrote a book called 'The Wonderful Adventures of Mrs Seacole in Many Lands'.

Mary's work had saved hundreds of lives and she was awarded many medals for her bravery but, sadly, she was never as famous as Florence Nightingale.



# Mary Seacole

## Section A

Circle the best word to match the writing.

Mary Seacole loved caring for sick

1 **animals.** **people.** **friends.** **children.**

She left her home on the island of

2 **Coll.** **Jamaica.** **Mull.** **Man.**

She wanted to travel to

3 **China** **Canada** **Crimea** **Chelsea**

to help the soldiers. When she arrived the

4 **nurses** **soldiers** **doctors** **cooks**

were glad to see her. When she got back to

5 **London** **Manchester** **Jamaica** **Leeds**

she wrote a book about her adventures.

## Section B

1. Which year did Mary Seacole leave Jamaica?

1851

1852

1853

1854

2. What did Mary Seacole do for a job?

doctor

soldier

nurse

cook

3. Where did Mary go to in London?

---



---

4. What was the name of the book Mary wrote?

---



---

## Section C

Write or draw about a nurse at work.

# The Wright Brothers' First Flight

Wilbur and Orville Wright were brothers. They lived in America. They both liked to know how things worked. They made bicycles and sold them from their shop.

In 1900 they wanted to make a machine that could fly. First they made kites and practised flying them on a string. Then they made a glider big enough to carry a person. They flew this like a giant kite carrying a bag of sand. Wilbur lay on the bottom wing for one of the flights.

In 1901 they built a glider with larger wings but found it very difficult to control. Following this, they made lots of models with different shaped wings and tested them at home.

In 1902 they built a glider with long thin wings and a moveable rudder. They glided many times, managing to keep in the air for 26 seconds and fly 189 metres.

In 1903 they built a glider fitted with an engine and a propeller. They called it Flyer 1. In December Orville took off and flew for 12 seconds. He had made the first powered flight, controlled by a man.



# The Wright Brothers' First Flight

## Section A

Circle the best word to match the writing.

Wilbur and Orville Wright were

1 **uncles.** **cousins.** **friends.** **brothers.**

They wanted to make a machine that would

2 **sail.** **drive.** **fly.** **sink.**

In 1900 they practised first by flying

3 **models.** **balloons.** **kites.** **planes.**

In 1902 they built a glider with long thin

4 **wheels.** **seats.** **wings.** **ropes.**

Finally, they fitted an engine and flew for 12

5 **seconds** **minutes** **hours** **days**

making the first powered flight controlled by man.

## Section B

1. Which year did Orville make his first powered flight?

1900

1901

1902

1903

2. What did the Wright brothers sell from their shop?

food

furniture

bicycles

kites

3. What did both brothers like to know?

---

---

4. What was their first powered plane called?

---

---

## Section C


Write or draw about the first plane.




# George Stephenson's Rocket

When the railway was first built between Liverpool and Manchester a contest was held to see which was the best engine for pulling the carriages and trucks along the track.


On the day of the contest many people went to watch. A band played and there was much excitement. The 'Cycloped' was powered by a horse but had to give up because it could not go as fast as the steam engines.




To win the contest the engine had to pull a heavy load many times up and down the track. The 'Sans Pareil' was an engine powered by steam. It had to give up because of a broken water pipe.



A steam engine has a tank of water heated by fire to make steam. This is called a boiler. On the fifth day the 'Novelty' had a leak in its boiler so it was knocked out of the contest.



Everyone cheered when the brightly painted 'Rocket' was declared the winner. It had performed perfectly, pulling its load without any problem and travelling faster than all the other engines. The inventor, George Stephenson, was very proud.



# George Stephenson's Rocket

## Section A

Circle the best word to match the writing.

The 'Cycloped' was powered by a

1 **man.** **engine.** **horse.** **donkey.**

It could not go as fast as the steam powered

2 **trucks.** **engines.** **cars.** **carriages.**

The 'Novelty' gave up due to a leak in its

3 **boiler.** **tank.** **engine.** **carriage.**

The 'Sans Pareil' had a broken water

4 **cup.** **tank.** **bottle.** **pipe.**

Everyone cheered when the

5 **Rocket** **Cycloped** **Novelty** **Sans Pareil**

was declared the winner.

## Section B

1. Which towns did this railway go between?

Liverpool

London

Leeds

Manchester

2. To win this contest the engine had to pull a heavy...

tank

sack

load

box

3. Who invented the engine called 'The Rocket'?

---

---

4. Which was the fastest engine?

---

---

## Section C

Write or draw about steam engines.

# How to Bake a Bun

**Equipment:**

bowl, spoon, bun tin, paper bun cases, oven

**Ingredients:**

100 grams self-raising flour

100 grams margarine

100 grams caster sugar

2 eggs

1 tablespoon of water

**Method:**

- 1 Place all the ingredients into the bowl.
- 2 Mix the ingredients together until they turn creamy.
- 3 Place 12 bun cases in the bun tin.
- 4 Spoon the creamy mixture into the bun cases.
- 5 Place the bun tin in a hot oven for 10 to 15 minutes.
- 6 When the buns look golden brown, carefully lift them out of the oven and leave them to cool.



# How to Bake a Bun

## Section A

Circle the best word to match the writing.

Place the ingredients in a

1 **cup.**      **tin.**      **bowl.**      **jar.**

Mix the ingredients until they turn

2 **stiff.**      **runny.**      **creamy.**      **watery.**

In the bun tin place

3 **8**      **10**      **12**      **14**

bun cases. Place the bun tin in a hot

4 **oven.**      **fire.**      **pan.**      **bath.**

When the buns look golden

5 **orange**      **red**      **yellow**      **brown**

lift them out to cool.

## Section B

1. Which of these are needed to bake a bun?

bowl

spoon

oven

cup of tea

2. Which of these ingredients are needed?

water

flour

eggs

cheese

3. How many eggs are needed?

---



---

4. How long do buns take to bake?

---



---

## Section C

Write or draw how you would decorate a bun.




# Food and Health

To keep your body healthy you need to eat different types of food.

## Energy Foods:

These foods give us **energy** to move and help to keep us warm.



### Carbohydrates

#### Sugars

biscuits  
cakes  
sweets  
rice

#### Starches

bread  
pasta  
cereals



### Fats

milk  
cheese  
butter  
cooking oil  
meat

## Foods to Keep Us Healthy:

These foods give us **healthy** teeth and bones. They also prevent some diseases.



### Vitamins

fruit  
vegetables  
dairy produce




### Minerals

meat (liver)  
milk  
vegetables

## Foods for Growth and Repair:

These foods help the body to **grow and repair** itself.



### Protein

fish  
meat  
milk  
eggs  
beans  
cheese



# Food and Health

## Section A

Circle the best word to match the writing.

To keep healthy you need different types of

1 **food.**    **fats.**    **friends.**    **eggs.**

A food with lots of sugar could be

2 **bread.**    **biscuits.**    **milk.**    **fish.**

A food with lots of starch could be

3 **bread.**    **biscuits.**    **milk.**    **fish.**

A food with lots of fat could be

4 **bread.**    **biscuits.**    **milk.**    **fish.**

A food with lots of protein could be

5 **bread.**    **biscuits.**    **milk.**    **fish.**

## Section B

1. Which foods help to grow and repair the body?

meat

sweets

rice

beans

2. Which of these foods are fats?

fruit

butter

milk

cheese

3. What do energy foods help you to do?

---



---

4. Which types of food give you healthy teeth?

---



---

## Section C

Write or draw about a healthy meal.

# Baking

Sing a song of baking,  
A pocket full of buns!  
Four and twenty biscuits,  
Nothing left but crumbs!

Chicken pie and beef pie,  
Chocolate cake and scones!  
Flapjack, jam tarts,  
Watch out they're all gone!

Sing a song of baking,  
Lots of fun and mess!  
Four and twenty splodges,  
All around my dress!



# Baking

## Section A

Circle the best word to match the writing.

In the first verse the pocket is full of

1 **sweets.**    **money.**    **toys.**    **buns.**

There was nothing left but

2 **sweets.**    **plates.**    **crumbs.**    **bread.**

In the second verse there is chicken pie and

3 **ham**    **pork**    **beef**    **turkey**

pie. There was lots of fun and

4 **food.**    **mess.**    **drink.**    **friends.**

Four and twenty splodges were all around my

5 **face.**    **hair.**    **jumper.**    **dress.**

## Section B

1. What is the title of this poem?

Buns

Biscuits

Scones

Baking

2. How many different pies in this poem?

one

two

three

four

3. What sort of tarts are in the second verse?

---



---

4. How many biscuits are in this poem?

---



---

## Section C

Write or draw about your favourite food.

# The Great Escape

Sammy was Emily's hamster. He lived in a very big cage on top of a chest of drawers in the dining room.

"Just look at him," said Emily's Dad one Friday morning as he was leaving for work. "He's doing star jumps! I'm sure he spends all day planning how to escape."

Sammy stopped jumping inside the cage and looked at them, his head leaning to one side. Emily opened the cage and gently lifted Sammy out. He was very warm and very wriggly.

"You wouldn't run away, would you Sammy?" She stroked him until he settled down and then gave him a slice of apple to nibble on but, although he sniffed at it, he wouldn't eat it.

A few minutes later Mum popped her head round the doorway. "Come on Emily, time to clean your teeth. We're leaving in five minutes. Put Sammy back in his cage."

"I wish he could come to school with me," sighed Emily as she placed him carefully on his straw bed. She gave him some clean water, some fresh food and placed the apple slice on top of his food bowl. "Bye Sammy," she said, "See you later. Hope you won't be lonely while I'm at school."

Sammy heard the front door close. He looked around and then realized that Emily hadn't put the food container back properly, making a tiny gap in the bars. Emily would have been very surprised to see how easily he squeezed through it. He was free! He sat up on his hind legs, nibbled at his whiskers and had a quick look round. "Now for a real adventure," he said to himself!



# The Great Escape

## Section A

Circle the best word to match the writing.

Emily had a pet

1 **cat**      **dog**      **rat**      **hamster**

called Sammy. He was very warm and very

2 **jumpy.**      **wriggly.**      **cosy.**      **cuddly.**

Sammy wouldn't eat the

3 **apple**      **orange**      **pear**      **banana**

Emily gave him. "Time to clean your

4 **boots,"**      **cage,"**      **teeth,"**      **hands,"**

said Mum. Emily gave Sammy some clean

5 **soup**      **juice**      **water**      **milk**

and went to school.

## Section B

1. Who was doing star jumps?

Emily

Mum

Sammy

Dad

2. Sammy heard the front door...

close

bang

shut

knock

3. What did Dad think Sammy did all day?

---



---

4. How did Sammy escape from his cage?

---



---

5. Why would Emily want to take Sammy to school?

---



---

## Section C

Write about or draw a hamster.



# Different Types of Dogs

If you are getting a dog you need to consider the different types that are available. Some are large and some small but don't forget, all dogs need to be regularly walked. Here are some to choose from:

## Yorkshire Terrier

This is a lively, small dog that can be very noisy. It has long hair, which needs regular washing and brushing. It is quite happy with short walks but in the winter can get very cold and may need to wear a coat.



## Labrador

A Labrador is a medium sized dog that comes in three colours, yellow, chocolate and black. They need plenty of exercise and especially love swimming. Most Labradors are quiet in the house but leave dog hairs everywhere!



## German Shepherd

This is a very large dog that must be well trained as it could easily knock over a small child or elderly relative. They eat a lot of food and need long walks every day. The police use these dogs to catch burglars!



## West Highland Terrier

A 'Westie' is a small white dog that is full of fun. They usually get on well with other dogs and especially like children. They enjoy both long and short walks. However, they can be very noisy and, being white, need lots of baths!



# Different Types of Dogs

## Section A

Circle the best word to match the writing.

A Yorkshire Terrier is a

1 **small**    **medium**    **large**    **long**

dog. In winter it may need to wear a

2 **lead.**    **collar.**    **coat.**    **hat.**

A Labrador comes in three different colours,

3 **red,**    **yellow,**    **green,**    **blue,**

chocolate and black. A German Shepherd needs

4 **short**    **long**    **difficult**    **woodland**

walks. A 'Westie' is a small dog that is full of

5 **dinner.**    **sweets.**    **chocolate.**    **fun.**

They can be very noisy!

## Section B

1. How often do all dogs need to be walked?

once a day

once a week

once a month

regularly

2. Which dogs especially love swimming?

Yorkshire Terrier

Labrador

German Shepherd

West Highland Terrier

3. What do Labradors leave everywhere?

4. Which dog enjoys both long and short walks?

5. Why does 'being white' mean lots of baths?

## Section C

Write or draw about your favourite dogs.

# Our Favourite Pets

We asked the children in Year 2 which pets they owned. The result is shown in the block graph.

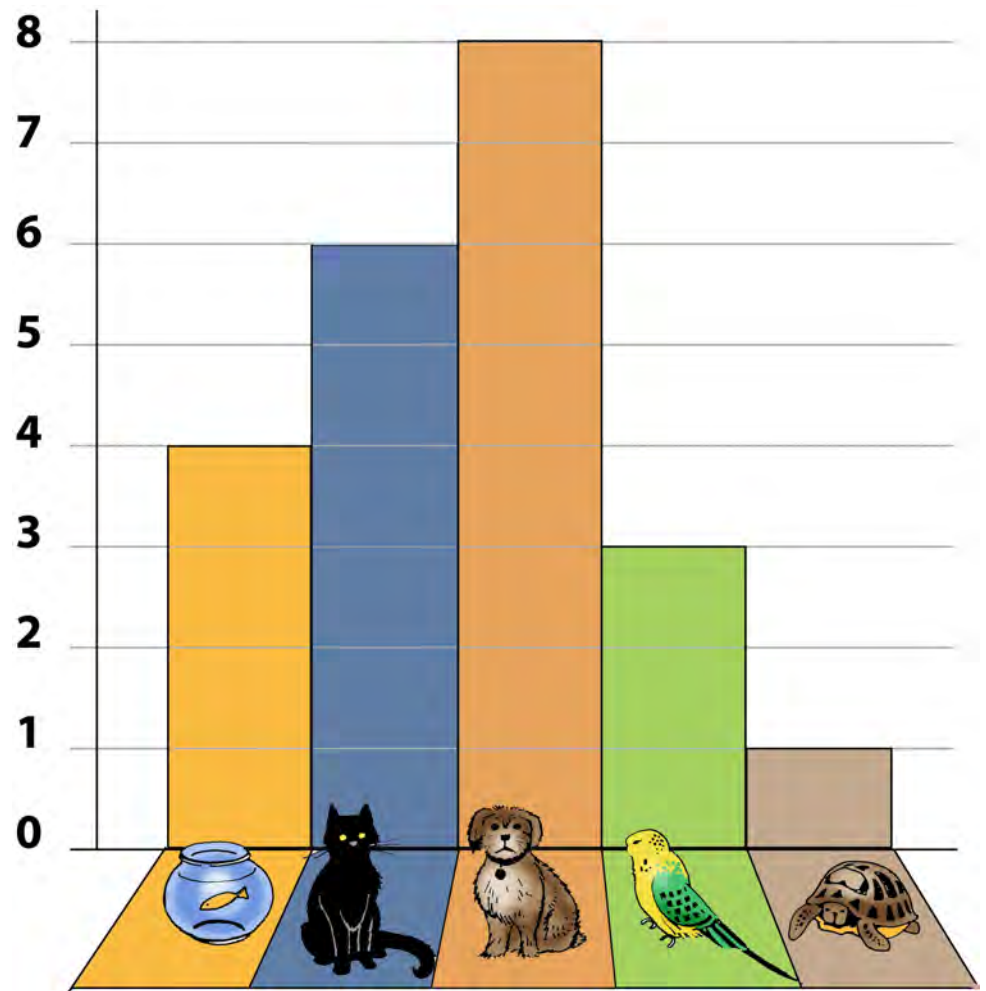
Goldfish are very popular pets because they are so easy to look after. All you need to do is give them a little food every day and clean out the bowl when it looks dirty.

Cats need feeding several times a day. Some cats like to go outside a lot, some like to lie in front of a nice warm fire.

Dogs are very popular pets but must be walked every day to keep them healthy. Most dogs like to have someone to play with.

Budgies are popular pets with older people. They do not take up much room and eat very little. You can teach a budgie to say some words.

One person in Year 2 had a tortoise. They often live outside in the garden and eat lettuce. They sleep all through the winter.



# Our Favourite Pets

## Section A

Circle the best word to match the writing.

Goldfish are popular because they are

1 **hard**      **easy**      **simple**      **difficult**

to look after. Cats like to lie in front of a

2 **radiator.**      **oven.**      **TV.**      **fire.**

Dogs must be walked every

3 **Tuesday.**      **day.**      **week.**      **month.**

Budgies are very popular with

4 **young**      **Scottish**      **older**      **English**

people. A tortoise likes to

5 **play**      **eat**      **sleep**      **walk**

all through the winter.

## Section B

1. Which class was asked about their pets?

Year 1

Year 2

Year 3

Year 4

2. Which was the most popular pet?

goldfish

cat

dog

budgie

3. How would you look after a goldfish?

---



---

4. How often do cats need feeding?

---



---

5. Why do you think older people like budgies?

---



---

## Section C

Write or draw about your favourite pets.



# Joseph's Coat of Many Colours

Joseph felt very happy as he walked across the fields. He stopped for a moment, held out his arms and spun round and round so that his coloured coat swirled in the air like a beautiful rainbow.

The coat was a gift from his father and it made him feel very special. In the distance, he could see his brothers in their drab, brown coats as they looked after the sheep. He knew that he looked very handsome and he laughed out loud.

“What do you want?” said Judah, as he approached, “Have you come to spy on us?”

“Father sent me to see if you need any help,” said Joseph. Joseph's brothers formed a circle around him, they were all a lot bigger than him.

“A likely story!” shouted Reuben, “Here we are working outside all day in the hot sun while you

laze about at home. You can't do much work in a fancy coat like that.”

They began to push him around and before long, Joseph fell to the ground and his beautiful coat was splashed with mud.

“I've got a good idea,” said Dan, “let's put him in that well.” And although he tried to struggle, they easily dragged Joseph across the field, ripped his coat off him and lowered him into the well. Joseph looked up at the steep sides and at the patch of blue sky way above his head.

“How special do you feel now?” shouted Asher. The sound of his voice echoed around the well. Then everything went quiet, no one answered Joseph's cries for help. He was trapped!





# Joseph's Coat of Many Colours

## Section A

Circle the best word to match the writing.

Joseph's coat looked like a beautiful

1 **rainbow.** **butterfly.** **sky.** **flower.**

The coat was a gift from his

2 **mother.** **father.** **aunt.** **uncle.**

"What do you want?" said

3 **Father.** **Reuben.** **Dan.** **Judah.**

"Father sent me to help," said

4 **Judah.** **Reuben.** **Dan.** **Joseph.**

The angry brothers put Joseph into the

5 **cave** **hut** **well** **ground**

and left him. He was trapped!

## Section B

1. Which of these is Joseph's brother?

Fred

Charlie

Mohamed

Dan

2. Why was Joseph happy?

---



---

3. Who gave Joseph the coat?

---



---

4. What did the brothers think about Joseph?

---



---

5. How would Joseph feel when left in the well?

---



---

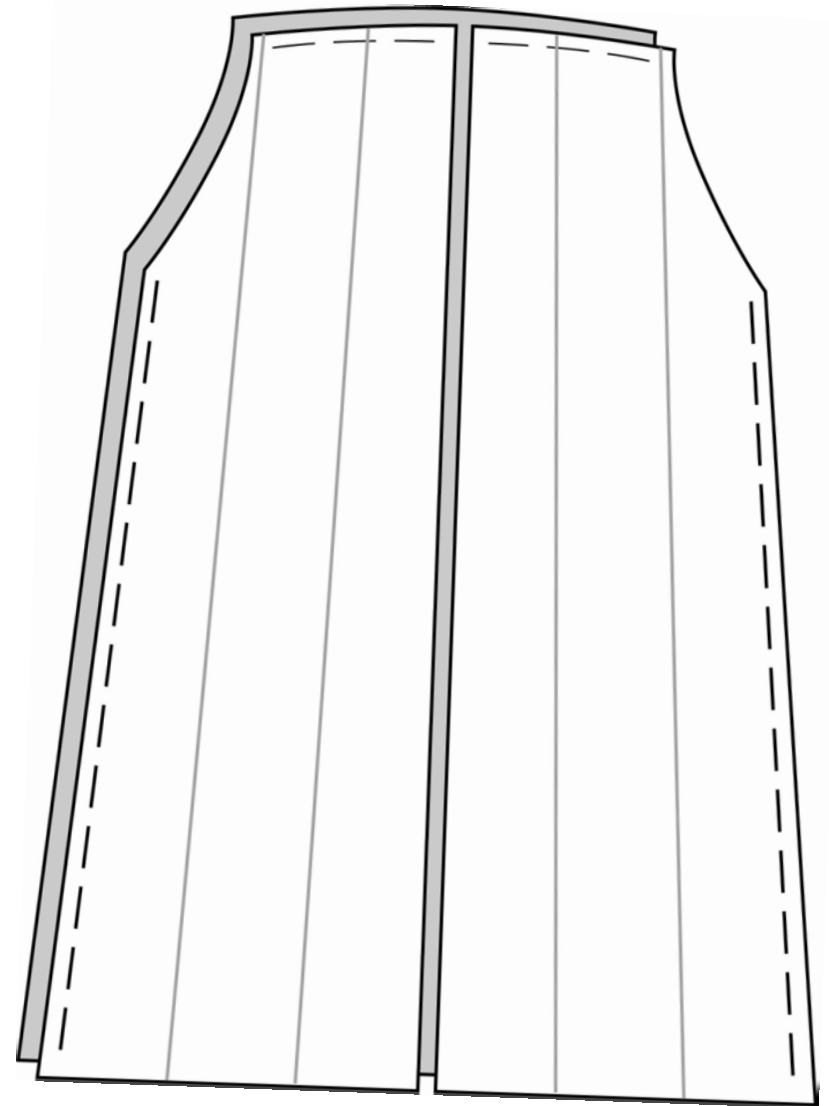
## Section C

Write or draw about Joseph and his brothers.

# Make a Coloured Coat for a Teddy or a Doll

**You will need:** paper, a stapler, scissors, plain material, different colours of scrap material, a pencil and a ruler.

- 1 Lie your teddy or doll on some paper with the legs straight.
- 2 Draw round the body and legs with a pencil to make a waistcoat shape. Do not include the arms.
- 3 Remove the toy and draw round your paper shape again making it at least 2cm bigger.
- 4 Use the paper coat shape (template) to cut out two pieces of plain material, one for the front of the coat and one for the back.
- 5 Fasten the edges of the plain material together with either glue or a stapler. Remember to leave gaps for the arms and feet.
- 6 Cut the front of the coat from top to bottom and turn it inside out.
- 7 Cut strips of coloured material about the same width as your ruler.
- 8 Finally, decorate the coat by gluing the coloured strips onto the plain material coat.



# Make a Coloured Coat for a Teddy or a Doll

## Section A

Circle the best word to match the writing.

Lie your Teddy on some paper. Draw round the

1 **body**      **arm**      **ear**      **head**

to make a waistcoat shape. Make this shape

2 **1cm**      **2cm**      **3cm**      **4cm**

bigger. Use this shape to cut out two pieces of

3 **flowery**      **yellow**      **plain**      **scrap**

material. Fasten the edges together with

4 **glue**      **tape**      **thread**      **blu-tac**

or a stapler. Cut strips of coloured material and

5 **cover**      **decorate**      **finish**      **complete**

the coat by gluing them in place.

## Section B

1. Which of these are needed to make the coat?

paper

a pen

scissors

a tape measure

2. Why are you asked not to draw round the arms?

---



---

3. What is a template?

---



---

4. Why is the front cut from top to bottom?

---



---

5. Do you think this coat would be hard to make?

---




---

## Section C

Write or draw about making a coloured coat.

# Blue is . . .

Blue is the sky,  
On a sunny Summer day,  
A blue boat,  
Bobbing on the blue, blue, sea,  
Blue is the sound of a violin,  
A cold, icy, Winter's day,  
A trickling stream,  
As it trips over stones,  
Blue is my favourite paint,  
Dad's new car,  
My best blue jeans,  
I LOVE BLUE!



# Blue is...

## Section A

Circle the best word to match the writing.

In line one blue is the

1 **sea.**      **paint.**      **sky.**      **stream.**

In line three blue is a

2 **plane.**      **car.**      **train.**      **boat.**

In line six blue is a day in

3 **spring.**      **summer.**      **autumn.**      **winter.**

Blue is my favourite

4 **pencil.**      **paint.**      **colour.**      **jumper.**

Dad's new car is

5 **red.**      **yellow.**      **green.**      **blue.**

## Section B

1. The poem is about which colour?

red

yellow

green

blue

2. What bobs up and down on the sea?

---



---

3. What trips over stones?

---



---

4. Which two words tell you about the winter's day?

---



---

5. How can blue be the sound of a violin?

---



---

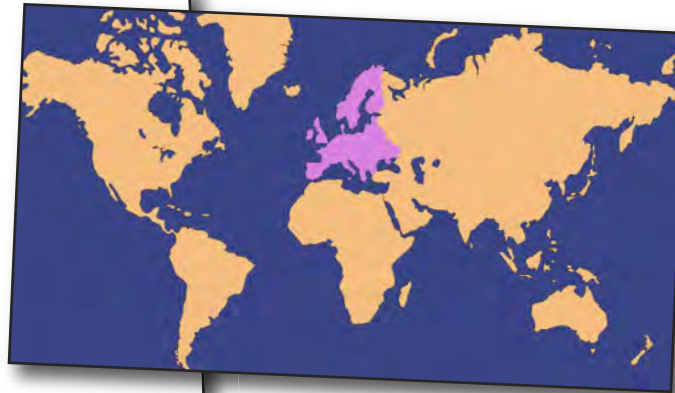
## Section C

Write or draw about another colour.

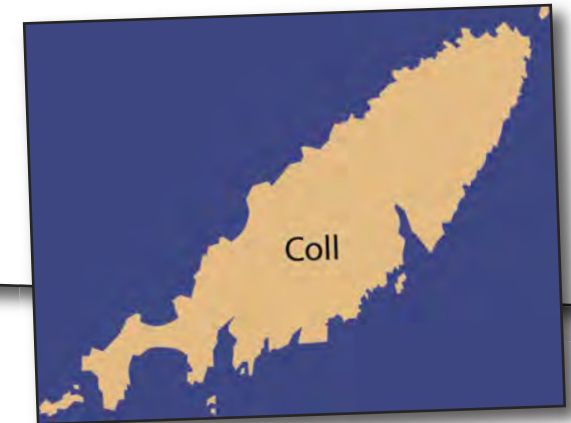


# Where is the Isle of Coll?

On a map of the world the Isle of Coll is near the top. It is in a part of the world called Europe, which is shown by the shaded part on this map.



Coll is an island. An island is a piece of land surrounded by water.



Europe contains many different countries. Coll is in one part of Europe called the United Kingdom. It is shown by the shaded part on this map.



The United Kingdom is made up of four different countries. They are England, Scotland, Wales and Northern Ireland. You can see these countries in this map.



There are many islands off the west coast of Scotland. You can see where Coll is on this map.



## Where is the Isle of Coll?

### Section A

Circle the best word to match the writing.

The Isle of Coll is in part of the world called

1 **Africa.**    **Europe.**    **Asia.**    **America.**

Europe contains many countries. Coll is in the

2 **Magic**    **United**    **Animal**    **Fairy**

Kingdom. The United Kingdom is made up of

3 **two**    **three**    **four**    **five**

different countries. They are England, Scotland,

4 **Wales**    **Spain**    **Holland**    **France**

and Northern Ireland. Coll is an island off the

5 **north**    **south**    **east**    **west**

coast of Scotland.

### Section B

1. An island is a piece of land surrounded by...

sand

water

trees

hills

2. Where would you find Coll on a world map?

---



---

3. How was Europe shown on the world map?

---



---

4. Are there many islands off the west of Scotland?

---



---

5. What would it be like to live on an island?

---



---

### Section C

Write or draw about living on an island.

# Getting to the Isle of Coll

## Oban

Before crossing the sea to the Isle of Coll, you must first travel to Oban. This is a seaside town on the West Coast of Scotland. You can get to Oban by road, by train or by air.

### By Ferry

Most people travel to Coll by ferry. Two ferries sail this route, 'The Clansman' and 'The Lord of the Isles'.

- 1 Go to the harbour and buy a ferry ticket.
- 2 If you have a car, drive down the ramp and into the ferry. Lock up your car and climb the steps to the passenger cabin.
- 3 If you do not have a car, walk across the gang-plank to the top deck of the ferry.
- 4 The sail takes nearly 3 hours. To pass the time, you can buy a meal or a snack in the café. In the summer you can watch for seals, dolphins, whales and basking sharks. You could also look out for Tobermory, a small town on the Isle of Mull.
- 5 When you arrive, wait for the ship's doors to open and the ramp to come down. To finish your journey, carefully walk or drive onto the island.



**Warning** Ferries and planes are sometimes delayed or cancelled by bad weather, especially in the winter.



**By Plane** On Mondays and Wednesdays you can catch a tiny plane from Oban to the Coll airstrip.

# Getting to the Isle of Coll

## Section A

Circle the best word to match the writing.

The ferry to the Isle of Coll sails from

1 **Oban.** **Scotland.** **Mull.** **Tobermory.**

You can buy a ticket at the

2 **shop.** **cinema.** **harbour.** **café.**

You can drive a car down a ramp into the

3 **park.** **harbour.** **ferry.** **sea.**

The sail takes nearly three

4 **hours.** **days.** **weeks.** **months.**

When the ferry arrives at Coll the big doors

5 **close** **open** **lock** **melt**

to let the cars and vans drive onto the island.

## Section B

1. What can you watch from the ferry in summer?

lions

tigers

whales

dolphins

2. How many ferries sail from Oban to Coll?

---



---

3. On which days can you catch a plane to Coll?

---



---

4. Why are ferries and planes sometimes delayed?

---



---

5. How would you feel if you saw a shark?

---



---

## Section C

Write or draw about the ferry to the Isle of Coll.



# Life on the Isle of Coll

About 160 people live on the Isle of Coll. Here are some of the jobs they do.

**Colin is a farmer.** He grew up on a farm and has been a farmer all his life. He likes Coll because there is a lot of land to farm. He has to send animals to market by ferry.



**Julianna runs a bed and breakfast, teaches music and works at the petrol station.**

People on holiday stay at her house and she cooks them breakfast. She enjoys teaching.



**Neil is a shopkeeper.** He enjoys meeting people every day. He takes his van to the mainland to bring back things to sell in the shop. This makes his shop quite expensive.



**Tamara is a potter.** Many visitors come for summer holidays. She calls them the 'Summer Swallows'. She does not like sending her children to mainland secondary school.



**Esther is the district nurse.** She looks after people in their own houses. If the weather is bad in winter, sick people cannot get to hospital because there is no ferry or helicopter.



**John is the port supervisor.** He works for Cal Mac ferries. He looks after the pier where the big ferry lands. He enjoys meeting different people and giving a good service.





# Life on the Isle of Coll

## Section A

Circle the best word to match the writing.

Colin is a

1 **butcher.** **baker.** **farmer.** **sailor.**

Neil is a shopkeeper. He enjoys meeting

2 **visitors** **animals** **children** **people**

every day. Esther is a nurse who looks after

3 **tall** **old** **sick** **young**

people. Tamara is a potter. John is the

4 **shop** **school** **port** **hotel**

supervisor. He looks after the pier where the

5 **ferry** **plane** **van** **car**

comes in.

## Section B

1. Which three jobs does Julianna do?

teaches music

runs a bed and breakfast

nurse

works at petrol station

2. How many people live on the Isle of Coll?

---



---

3. Why does Neil take his van to the mainland?

---



---

4. Why is there sometimes no ferry or helicopter?

---



---

5. What do you think the mainland is?

---



---

## Section C


Write or draw about an island home.

# First Man on the Moon

The first man to step on the Moon was called Neil Armstrong. He went with Buzz Aldrin and Mike Collins. This is how they got there.

- 1 The giant Saturn 5 rocket took the three men into space, just above the Earth.
- 2 They travelled from the Earth to the Moon in a smaller rocket called Apollo 11.
- 3 Neil Armstrong and Buzz Aldrin landed on the Moon using a tiny spaceship called the Lunar Bug. Mike Collins stayed in Apollo 11, travelling in space, just above the Moon.
- 4 Neil Armstrong was the first to climb out of the Lunar Bug. He planted an American flag.
- 5 Many people on the Earth watched all this happen on TV. They were amazed because no one had ever done this before.
- 6 After collecting some rocks and taking pictures, the men travelled back home.

The giant Saturn 5 rocket leaves the Earth



Apollo 11 travels to the Moon



The Lunar Bug lands on the Moon



Neil Armstrong steps onto the Moon wearing a space suit



# First Man on the Moon

## Section A

Circle the best word to match the writing.

The Saturn 5 rocket took

1 **one**      **two**      **three**      **four**

men into space. They went from the

2 **Planet**      **Sun**      **Earth**      **Star**

to the Moon. They travelled in Apollo

3 **10.**      **11.**      **12.**      **13.**

They landed on the Moon in the Lunar

4 **Fly.**      **Bee.**      **Bug.**      **Ladybird.**

They collected rocks and took some

5 **sweets**      **pictures**      **stones**      **dust**

before they travelled back home.

## Section B

1. Which two men landed on the Moon?

Neil Armstrong

Buzz Aldrin

Mike Collins

Lunar Bug

2. Who stayed in Apollo 11 above the Moon?

---



---

3. What did Neil Armstrong plant on the Moon?

---



---

4. How did many people watch these events?

---



---

5. How would Neil feel when he walked on the Moon?

---



---

## Section C

Write or draw about the first man on the Moon.

# How Elizabeth Windsor became Queen of England

1



King George the 6<sup>th</sup> had two daughters, Elizabeth

and Margaret. When the King died in 1952, Elizabeth, the eldest daughter, became Queen.

2



In 1953, when everything was ready, Elizabeth Windsor was taken to

Westminster Abbey in a gold coach pulled by eight horses.

3

She arrived at the Abbey at 11 o'clock. She walked to the throne with six maids of honour.



4



She sat on the throne and promised the Archbishop of Canterbury to be a good queen.

5



Finally, Queen Elizabeth the 2nd, rode back to Buckingham

Palace. She waved to the crowds from the balcony.

6



For the first time ever, lots of people were able to watch what

happened on their new black and white TVs.



# How Elizabeth Windsor became Queen of England

## Section A

Circle the best word to match the writing.

George 6<sup>th</sup> had two daughters, Elizabeth and

1 **Sally.** **Anne.** **Jane.** **Margaret.**

Elizabeth's gold coach was pulled by

2 **two** **four** **six** **eight**

horses. She promised to be a

3 **clever** **good** **lazy** **beautiful**

queen. She waved to the crowds from the

4 **palace.** **coach.** **balcony.** **window.**

Lots of people watched what happened on

5 **colour** **radio** **computers** **black**

and white TVs.

## Section B

1. Who died in this story?

Elizabeth

King George 6<sup>th</sup>

Margaret

Archbishop of Canterbury

2. Who walked to the throne with Elizabeth?

---



---

3. Who did Elizabeth make her promise to?

---



---

4. Where was Elizabeth crowned?

---



---

5. How would Elizabeth feel when she was crowned?

---



---

## Section C

Write or draw about Elizabeth's coronation.



# The Fire of London

“Thomas, Thomas. Can you hear me? Your house is on fire,” shouted John the butcher on his way home from his shop. John had noticed flames in Thomas Farynor’s bakery as he walked past and he knew the family would be upstairs asleep. “Thomas, your house is on fire!” he called again at the top of his voice.

Inside, Thomas the Baker stirred in his sleep. He had been dreaming he was in a very hot place, possibly in the sun, possibly by a bonfire. Suddenly he woke up and realised what was actually happening. He could smell smoke and hear the cries of his friend. “I’m awake, I’m awake. Fetch a ladder as quickly as you can,” he shouted back to his friend.

Thomas shook his wife to wake her up. “Elizabeth! Elizabeth! Wake up, the bakery is on fire. Get the children quickly, I will look for a way out.”

Elizabeth sprang to her feet and dashed into the next room. She woke the five sleeping children and dragged them out of their beds.

Thomas dashed to the top of the stairs only to find the flames were already halfway up them. The recent dry weather and the wooden building made sure the fire spread really quickly.

“The roof, the only way out is the roof,” Thomas shouted to his family. “Follow me!” Thomas climbed out of the tiny bedroom window onto the thatched roof. Elizabeth passed out each child in turn for Thomas to lift onto the roof. Finally, Elizabeth squeezed herself through the small opening. For a moment, they were safe.



# The Fire of London

## Section A

Circle the best word to match the writing.

Thomas was a

1 **butcher.** **baker.** **tailor.** **sailor.**

John was a

2 **butcher.** **baker.** **tailor.** **sailor.**

When Thomas woke up he could smell

3 **cheese.** **the dog.** **smoke.** **gas.**

He woke up his wife

4 **Mary.** **Ann.** **Susan.** **Elizabeth.**

She dashed into the next room to wake up the

5 **four** **five** **six** **seven**

sleeping children.

## Section B

1. What was Thomas dreaming about?

- his holidays       being in a very hot place  
 his wife       November 5<sup>th</sup>

2. Why did John wake Thomas up?

---



---

3. What made the fire spread so quickly?

---



---

4. How did they get out of the house?

---



---

5. How would Thomas feel when he saw the fire?

---



---

## Section C

Write or draw about the Fire of London.

(NB: When answers are given as full sentences they are examples only)

### Page 3 - My Holiday

#### Section A

- 1) Devon.
- 2) cottage.
- 3) sand.
- 4) rock pools.
- 5) picnic.

#### Section B

- 1) waves
- 2) fishing nets
- 3) seven
- 4) It would take a long time to get there and they did not want to be bored.

### Page 5 - How to Build a Sandcastle

#### Section A

- 1) sand.
- 2) full.
- 3) firm.
- 4) quickly.
- 5) spade

#### Section B

- 1) bucket and spade
- 2) sand
- 3) a toy flag
- 4) Damp sand will keep its shape better.

### Page 7 - At the Seaside

#### Section A

- 1) holes
- 2) fast.
- 3) puppet
- 4) swim
- 5) ice-cream

#### Section B

- 1) Football, cricket
- 2) Swings, see-saws, slides
- 3) Crabs, small fish
- 4) The sea will be calmer on a nice day.

### Page 9 - What Would You See at a Circus?

#### Section A

- 1) ring.
- 2) top hat.
- 3) perform.
- 4) acrobats.
- 5) cannon

#### Section B

- 1) Swings
- 2) Laugh
- 3) Ponies
- 4) The 'Big Top' is a giant tent.

### Page 11 - Tom Bell's Super Circus

#### Section A

- 1) circus?
- 2) England
- 3) Moor
- 4) 2nd
- 5) Box

#### Section B

- 1) 7.30 in the evening
- 2) £10
- 3) £4
- 4) Monday is the cheapest day to go to the circus.

### Page 13 - The Circus

#### Section A

- 1) falls.
- 2) big top.
- 3) wire.
- 4) tumble
- 5) gasp

#### Section B

- 1) Blue
- 2) Acrobat
- 3) By afternoon
- 4) An acrobat can wear shiny clothes that reflect the light.

### Page 15 - Mary Seacole

#### Section A

- 1) people.
- 2) Jamaica.
- 3) Crimea
- 4) doctors
- 5) London

#### Section B

- 1) 1854
- 2) Nurse
- 3) The War Office
- 4) 'The Wonderful Adventures of Mrs Seacole in Many Lands'.

### Page 17 - The Wright Brothers' First Flight.

#### Section A

- 1) brothers.
- 2) fly.
- 3) kites.
- 4) wings.
- 5) seconds

#### Section B

- 1) 1903
- 2) Bicycles
- 3) They both liked to know how things worked.
- 4) Their first powered plane was called Flyer 1.

**Page 19 - George Stephenson's Rocket****Section A**

- 1) horse.
- 2) engines.
- 3) boiler.
- 4) pipe.
- 5) Rocket

**Section B**

- 1) Liverpool and Manchester
- 2) Load
- 3) George Stephenson invented 'The Rocket.'
- 4) The Rocket was the fastest engine.

**Page 21 - How to Bake a Bun****Section A**

- 1) bowl.
- 2) creamy.
- 3) 12
- 4) oven.
- 5) brown

**Section B**

- 1) Bowl, spoon, oven
- 2) Water, flour, eggs
- 3) 2 eggs are needed.
- 4) The buns take 10-15 minutes to bake.

**Page 23 - Food and Health****Section A**

- 1) food.
- 2) biscuits.
- 3) bread.
- 4) milk.
- 5) milk or fish.

**Section B**

- 1) Meat, beans
- 2) Milk, butter, cheese
- 3) They help us keep warm.
- 4) Vitamins and minerals give you healthy teeth.

**Page 25 - Baking****Section A**

- 1) buns.
- 2) crumbs.
- 3) beef
- 4) mess.
- 5) dress.

**Section B**

- 1) Baking
- 2) Two
- 3) The second verse talks about jam tarts
- 4) There are 24 biscuits in the poem.

**Page 27 - The Great Escape****Section A**

- 1) hamster
- 2) wriggly.
- 3) apple
- 4) teeth,"
- 5) water

**Section B**

- 1) Sammy
- 2) Close
- 3) Dad thought Sammy spent all day planning how to escape.
- 4) He squeezed through a gap in the bars.
- 5) Open ended. E.g. To show him to her friends/To keep her company/So that he would not be lonely.

**Page 29 - Different Types of Dogs****Section A**

- 1) small
- 2) coat.
- 3) yellow,
- 4) long
- 5) fun.

**Section B**

- 1) Regularly
- 2) Labrador
- 3) Labradors leave dog hair everywhere.
- 4) A West Highland Terrier enjoys long and short walks.
- 5) They soon look dirty when they are white.

**Page 31 - Our Favourite Pets****Section A**

- 1) easy
- 2) fire.
- 3) day.
- 4) older
- 5) sleep

**Section B**

- 1) Year 2
- 2) Dog
- 3) Give them a little food every day and clean out the bowl when it looks dirty.
- 4) Several times a day
- 5) Open ended. E.g. They don't take up much room and eat very little/They are easy to look after/They don't need to be taken for a walk.

**Page 33 - Joseph's Coat of Many Colours****Section A**

- 1) rainbow.
- 2) father.
- 3) Judah.
- 4) Joseph.
- 5) well

**Section B**

- 1) Dan
- 2) He loved his coat/ It made him look handsome/feel special.
- 3) Josephs' father gave him the coat.
- 4) They thought him lazy / had come to spy on them.
- 5) Open Ended. E.g. Joseph did not feel very happy/ felt sad after being left in the well.

**Page 35 - Make a Coloured Coat for a Teddy or a Doll****Section A**

- 1) body
- 2) 2cm
- 3) plain
- 4) glue
- 5) decorate

**Section B**

- 1) Paper, scissors
- 2) The coat does not have arms.
- 3) A paper shape/a pattern
- 4) To make an opening so that it can fit easily on the teddy.
- 5) Open ended. Accept yes/no with supporting statement.

**Page 37 - Blue is....****Section A**

- 1) sky.
- 2) boat.
- 3) winter.
- 4) paint.
- 5) blue.

**Section B**

- 1) Blue
- 2) A blue boat bobs up and down on the sea.
- 3) A trickling stream trips over the stones.
- 4) Cold and icy tell you about a winter's day.
- 5) Open ended. Accept an answer that indicates that blue can describe a feeling.

**Page 39 - Where is the Isle of Coll?****Section A**

- 1) Europe.
- 2) United
- 3) four
- 4) Wales
- 5) west

**Section B**

- 1) Water
- 2) You would find Coll near the top of the map.
- 3) Europe is shown by the shaded part of the map.
- 4) There are many islands off the west coast of Scotland.
- 5) Open ended. Accept an answer with supporting evidence.

**Page 41 - Getting to the Isle of Coll****Section A**

- 1) Oban
- 2) harbour.
- 3) Ferry.
- 4) hours.
- 5) open

**Section B**

- 1) Whales, dolphins
- 2) There are two ferries that sail from Oban.
- 3) You can go by plane on Mondays and Wednesdays.
- 4) Ferries and planes can be delayed by bad weather.
- 5) Open ended. Accept an answer that indicates fear or excitement with supporting statement.

**Page 43 - Life on the Isle of Coll****Section A**

- 1) farmer.
- 2) people
- 3) sick
- 4) port
- 5) ferry

**Section B**

- 1) Teaches music, runs a bed and breakfast, works at petrol station
- 2) About 160 live on the Isle of Coll
- 3) To bring things back to sell in the shop
- 4) Sometimes the weather is bad.
- 5) Accept an answer that indicates an understanding that the mainland is a large continuous extent of land that includes the greater part of a country as opposed to offshore islands of Scotland.

**Page 45 - First Man on the Moon****Section A**

- 1) three
- 2) Earth
- 3) 11.
- 4) Bug.
- 5) pictures

**Section B**

- 1) Neil Armstrong, Buzz Aldrin
- 2) Mike Collins
- 3) Neil Armstrong planted an American flag on the Moon.
- 4) People watched the events on the TV.
- 5) Accept an answer that indicates a sense of excitement/pride/amazement.

**Page 47 - How Elizabeth Windsor became Queen of England****Section A**

- 1) Margaret.
- 2) eight
- 3) good
- 4) balcony.
- 5) black

**Section B**

- 1) King George 6th
- 2) Six maids of honour walked to the throne with Elizabeth.
- 3) Elizabeth made her promise to the Archbishop of Canterbury.
- 4) Elizabeth was crowned in Westminster Abbey.
- 5) Open ended. Accept an answer with supporting statement.

**Page 49 - The Fire of London****Section A**

- 1) baker.
- 2) butcher.
- 3) smoke.
- 4) Elizabeth.
- 5) five

**Section B**

- 1) Being in a very hot place
- 2) His house was on fire
- 3) Wooden buildings burn easily and the weather had been very dry.
- 4) They climbed on to the roof.
- 5) Open ended. Accept an answer with supporting statement that indicates he would be afraid.