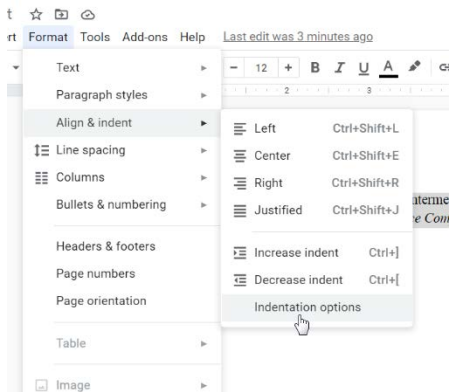


How to Create a Hanging Indent in Google Docs

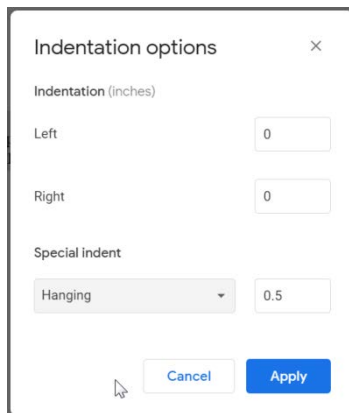
Create your citation for your works cited or reference page. Select the citation.

Drake, Michael, et al. "The Internet as Information Intermediary." *Review of Accounting Studies*, vol. 22, no. 2, June 2017, pp. 543-76. *Business Source Complete*, doi: 10.1007/s11142-017-9395-1.

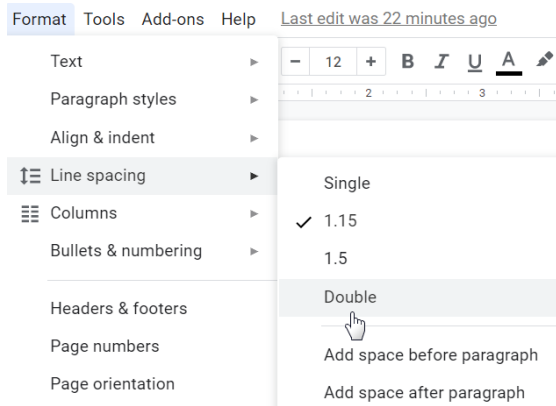
Choose Format > Align & Indent > Indentation options from the top navigation bar.



Choose Hanging Indent and .5 inches. Click on Apply.



Choose Format > Line Spacing > Double.



Now your citation is double spaced with a hanging indent.

Drake, Michael, et al. "The Internet as Information Intermediary." *Review of Accounting Studies*,
vol. 22, no. 2, June 2017, pp. 543-76. *Business Source Complete*, doi:
10.1007/s11142-017-9395-1.